

Recycling Industry COVID-19 survey

Monday, April 20, 2020

255

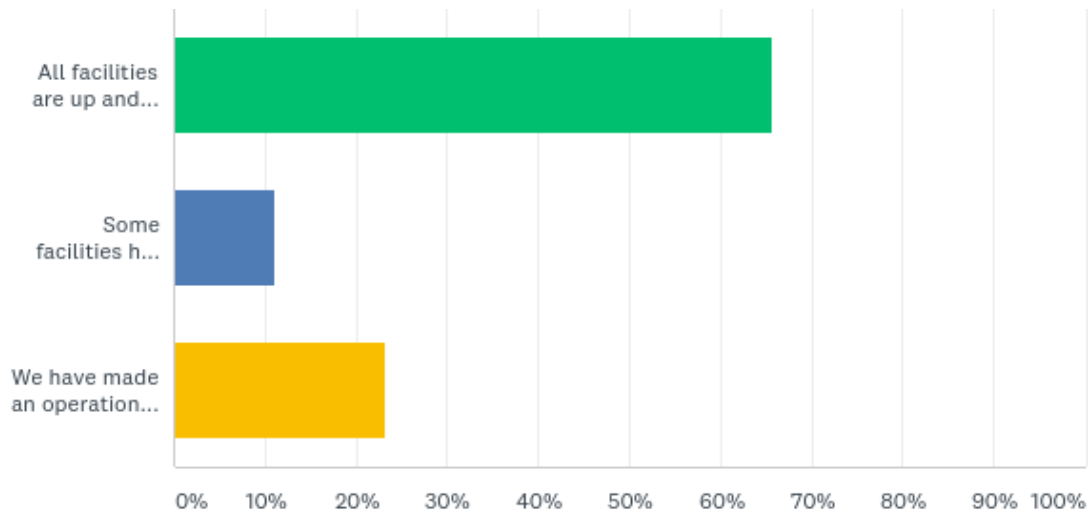
Total Responses

Date Created: Monday, March 23, 2020

Complete Responses: 255

Q1: Have your company's facilities been deemed essential and are they running as usual?

Answered: 253 Skipped: 2



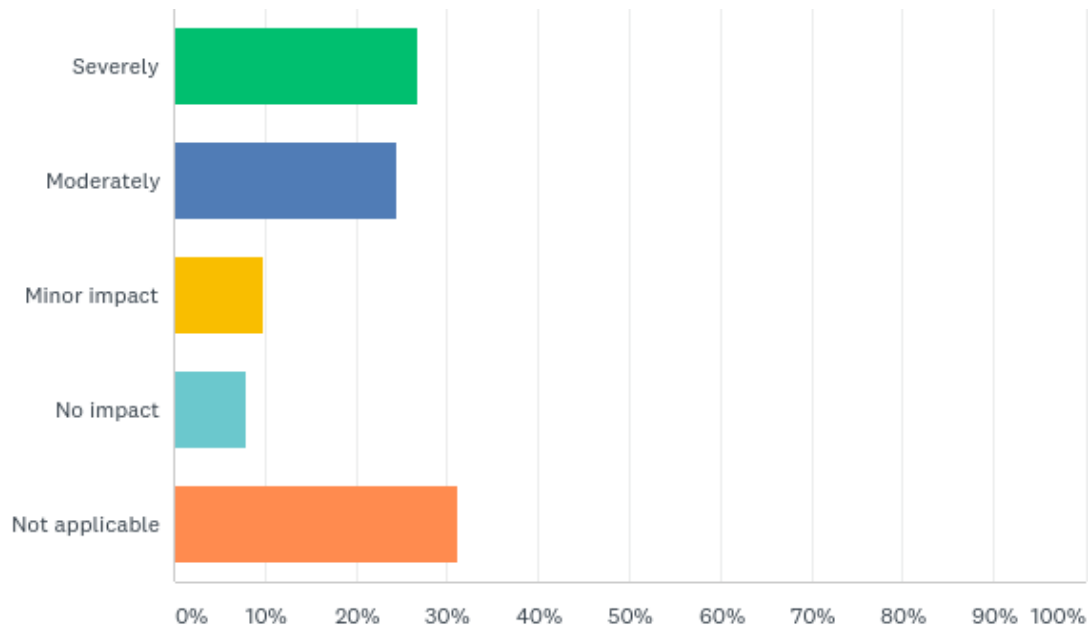
Q1: Have your company's facilities been deemed essential and are they running as usual?

Answered: 253 Skipped: 2

ANSWER CHOICES	RESPONSES	
All facilities are up and running.	65.61%	166
Some facilities have been ordered closed.	11.07%	28
We have made an operational decision to idle one or more facilities.	23.32%	59
TOTAL		253

Q2: If your company handles industrially generated materials, how severely is that flow of inbound material being affected?

Answered: 254 Skipped: 1



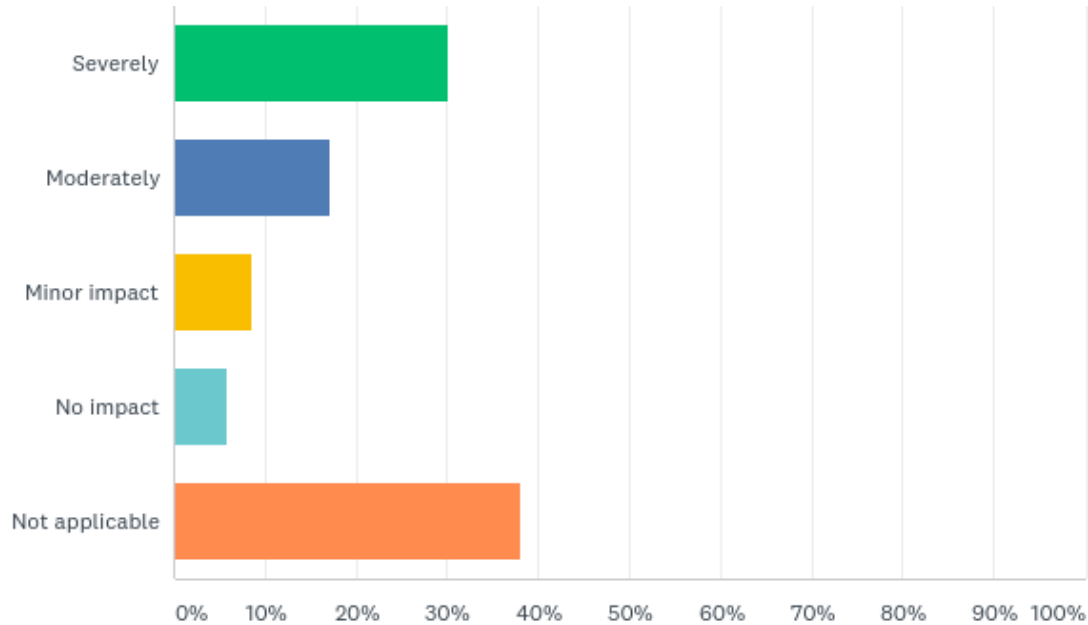
Q2: If your company handles industrially generated materials, how severely is that flow of inbound material being affected?

Answered: 254 Skipped: 1

ANSWER CHOICES	RESPONSES	
Severely	26.77%	68
Moderately	24.41%	62
Minor impact	9.84%	25
No impact	7.87%	20
Not applicable	31.10%	79
TOTAL		254

Q3: If your company handles office and retail-generated materials, how severely is that flow of inbound material being affected?

Answered: 255 Skipped: 0



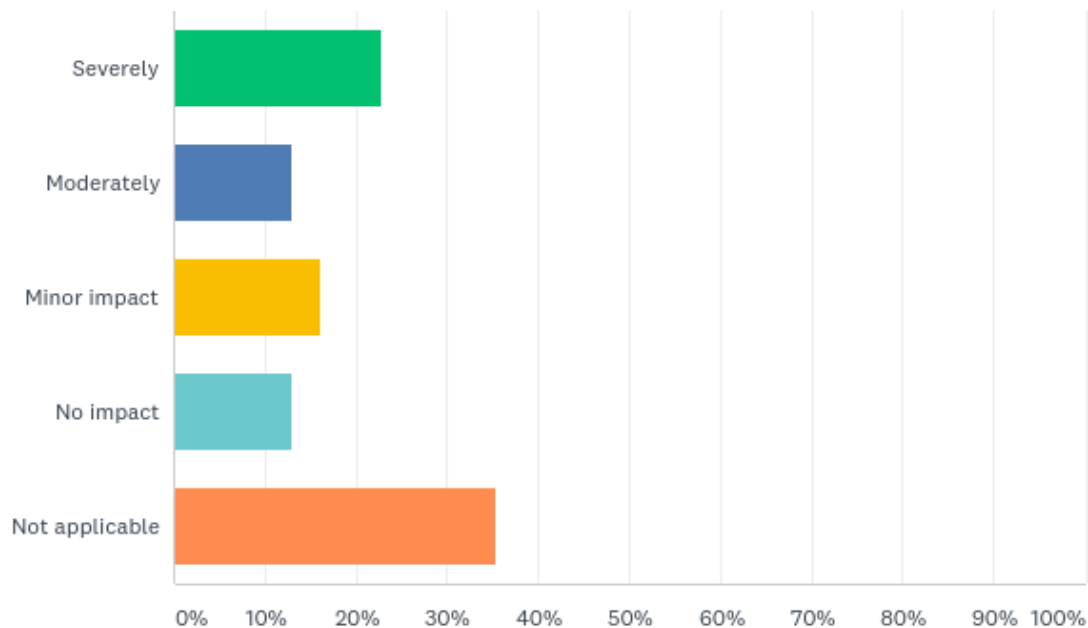
Q3: If your company handles office and retail-generated materials, how severely is that flow of inbound material being affected?

Answered: 255 Skipped: 0

ANSWER CHOICES	RESPONSES	
Severely	30.20%	77
Moderately	17.25%	44
Minor impact	8.63%	22
No impact	5.88%	15
Not applicable	38.04%	97
TOTAL		255

Q4: If your company handles residential discarded materials, how severely is that flow of inbound material being affected?

Answered: 255 Skipped: 0



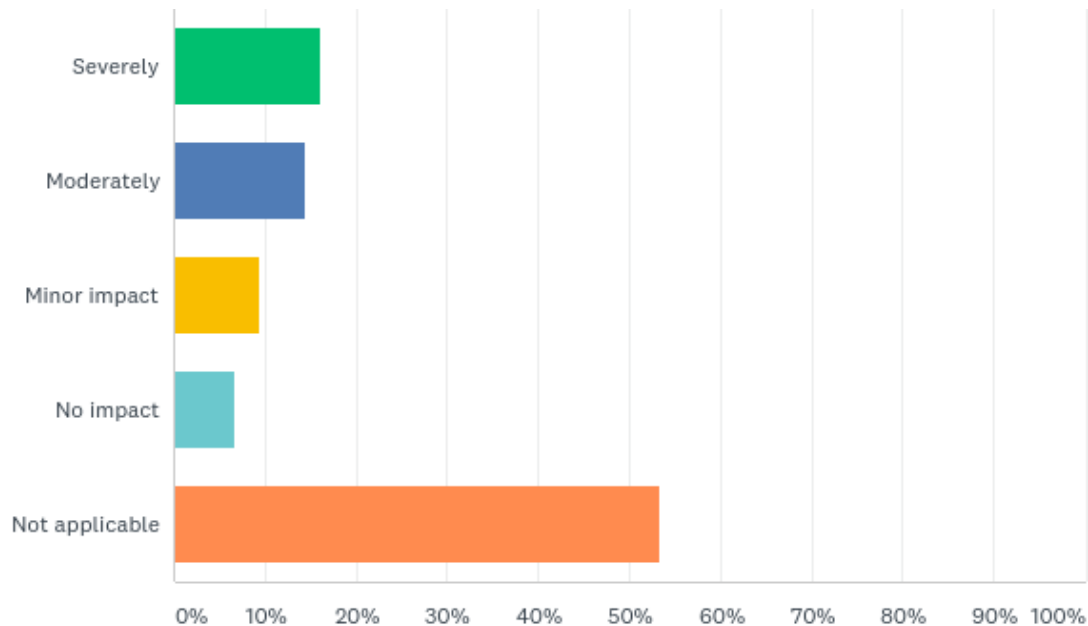
Q4: If your company handles residential discarded materials, how severely is that flow of inbound material being affected?

Answered: 255 Skipped: 0

ANSWER CHOICES	RESPONSES	
Severely	22.75%	58
Moderately	12.94%	33
Minor impact	16.08%	41
No impact	12.94%	33
Not applicable	35.29%	90
TOTAL		255

Q5: If your company handles materials generated at demolition or construction sites, how severely is that being affected?

Answered: 255 Skipped: 0



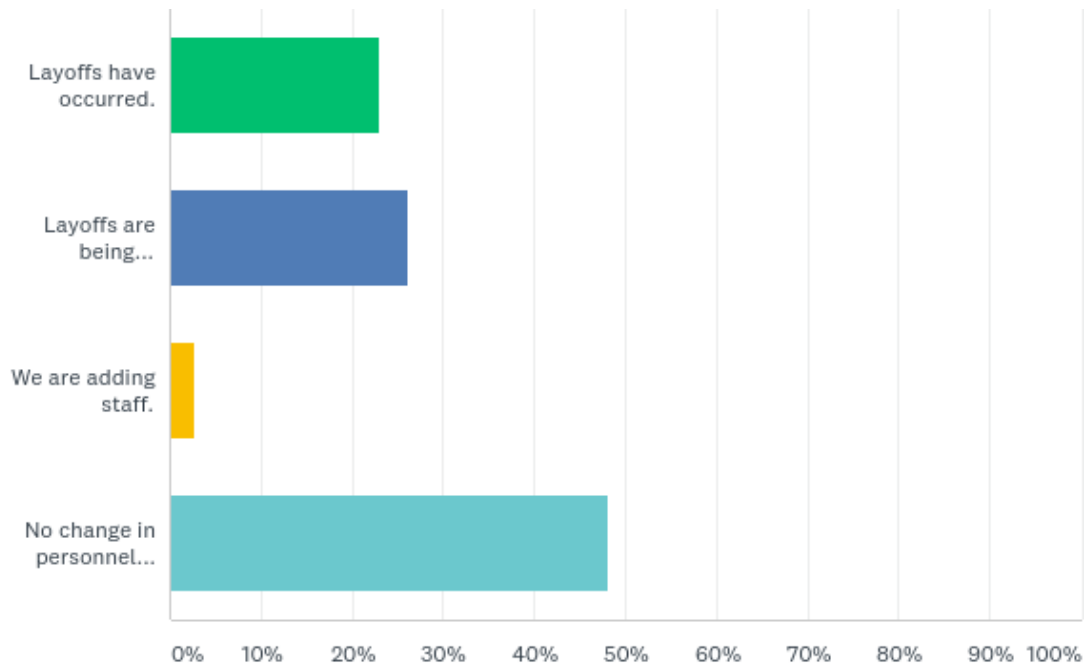
Q5: If your company handles materials generated at demolition or construction sites, how severely is that being affected?

Answered: 255 Skipped: 0

ANSWER CHOICES	RESPONSES	
Severely	16.08%	41
Moderately	14.51%	37
Minor impact	9.41%	24
No impact	6.67%	17
Not applicable	53.33%	136
TOTAL		255

Q6: To what extent has your company had to enact personnel changes since the mid-March?

Answered: 253 Skipped: 2



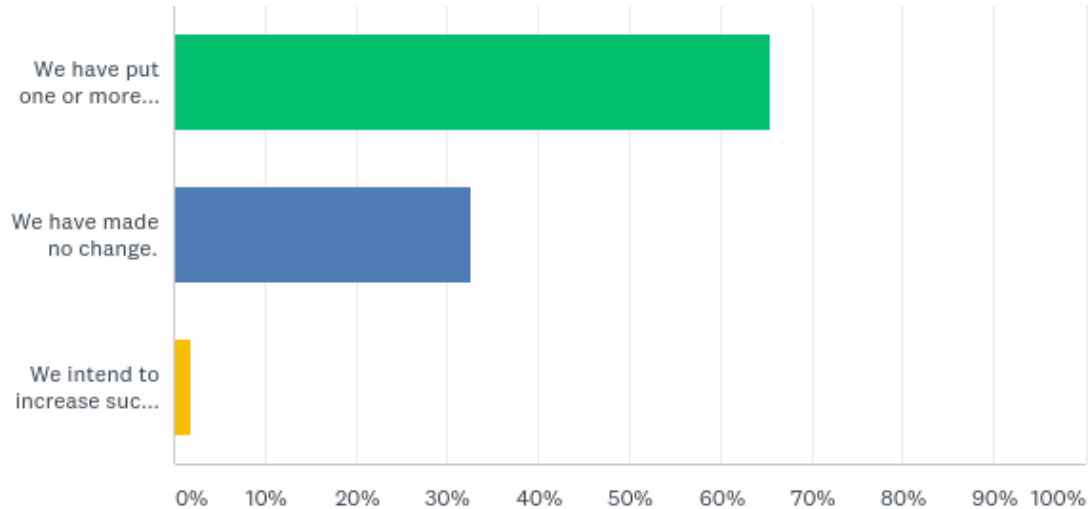
Q6: To what extent has your company had to enact personnel changes since the mid-March?

Answered: 253 Skipped: 2

ANSWER CHOICES	RESPONSES	
Layoffs have occurred.	22.92%	58
Layoffs are being considered.	26.09%	66
We are adding staff.	2.77%	7
No change in personnel levels is anticipated.	48.22%	122
TOTAL		253

Q7: To what extent has your company delayed capital expenditures since mid-March?

Answered: 252 Skipped: 3



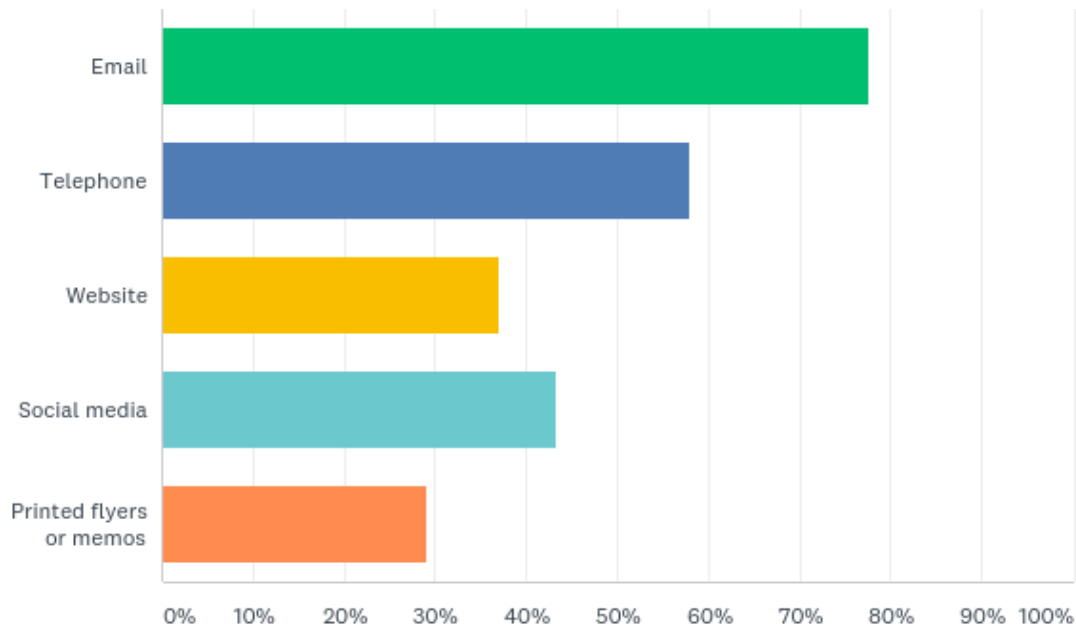
Q7: To what extent has your company delayed capital expenditures since mid-March?

Answered: 252 Skipped: 3

ANSWER CHOICES	RESPONSES
We have put one or more purchases on hold.	65.48% 165
We have made no change.	32.54% 82
We intend to increase such investments because decreased work loads will entail fewer operational disruptions.	1.98% 5
TOTAL	252

Q8: How have you communicated operational changes and updates? [Please check all that apply.]

Answered: 254 Skipped: 1



Q8: How have you communicated operational changes and updates? [Please check all that apply.]

Answered: 254 Skipped: 1

ANSWER CHOICES	RESPONSES	
Email	77.56%	197
Telephone	57.87%	147
Website	37.01%	94
Social media	43.31%	110
Printed flyers or memos	29.13%	74
Total Respondents: 254		