

2020 Recycling Industry COVID-19 survey

Monday, April 20, 2020

83

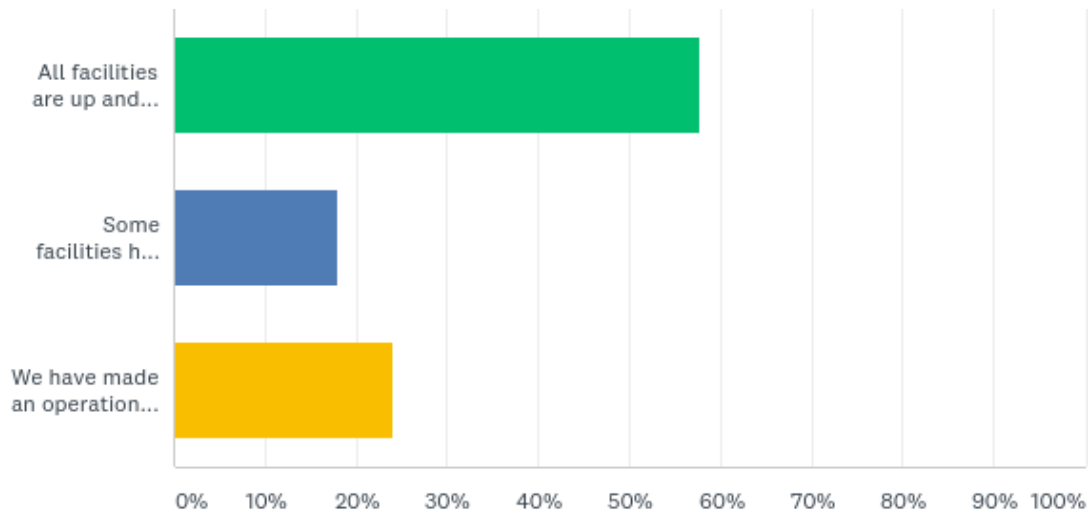
Total Responses

Date Created: Thursday, April 09, 2020

Complete Responses: 83

Q1: Have your company's facilities been deemed essential and are they running as usual?

Answered: 83 Skipped: 0



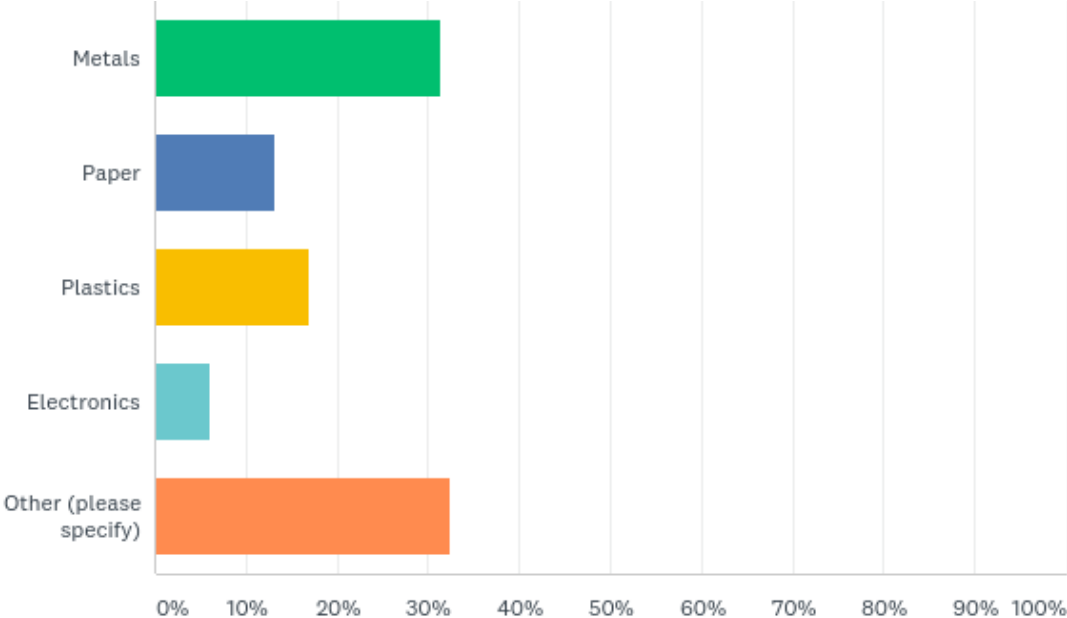
Q1: Have your company's facilities been deemed essential and are they running as usual?

Answered: 83 Skipped: 0

ANSWER CHOICES	RESPONSES	
All facilities are up and running.	57.83%	48
Some facilities have been ordered closed.	18.07%	15
We have made an operational decision to idle one or more facilities.	24.10%	20
TOTAL		83

Q2: What is the primary material type handled at your facility?

Answered: 83 Skipped: 0



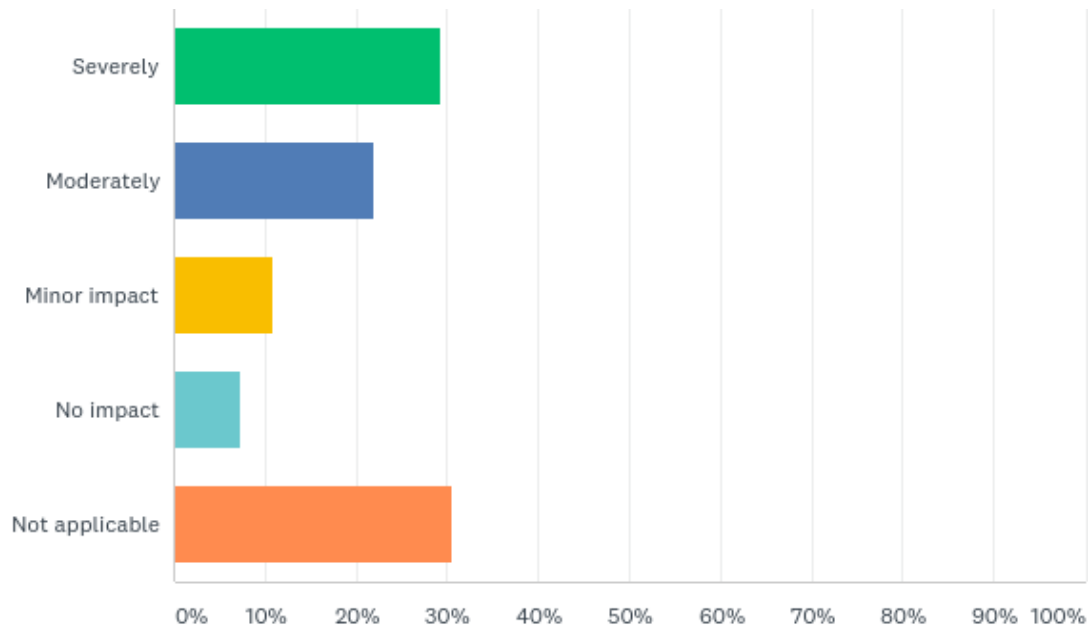
Q2: What is the primary material type handled at your facility?

Answered: 83 Skipped: 0

ANSWER CHOICES	RESPONSES	
Metals	31.33%	26
Paper	13.25%	11
Plastics	16.87%	14
Electronics	6.02%	5
Other (please specify)	32.53%	27
TOTAL		83

Q3: If your company handles industrially generated materials, how severely is that flow of inbound material being affected?

Answered: 82 Skipped: 1



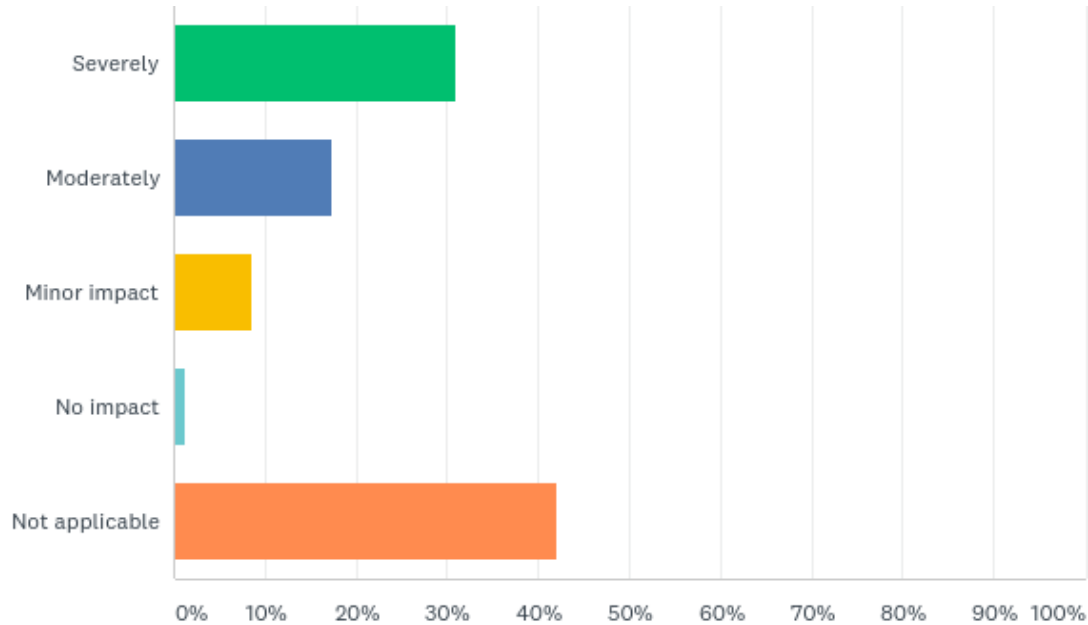
Q3: If your company handles industrially generated materials, how severely is that flow of inbound material being affected?

Answered: 82 Skipped: 1

ANSWER CHOICES	RESPONSES	
Severely	29.27%	24
Moderately	21.95%	18
Minor impact	10.98%	9
No impact	7.32%	6
Not applicable	30.49%	25
TOTAL		82

Q4: If your company handles office and retail-generated materials, how severely is that flow of inbound material being affected?

Answered: 81 Skipped: 2



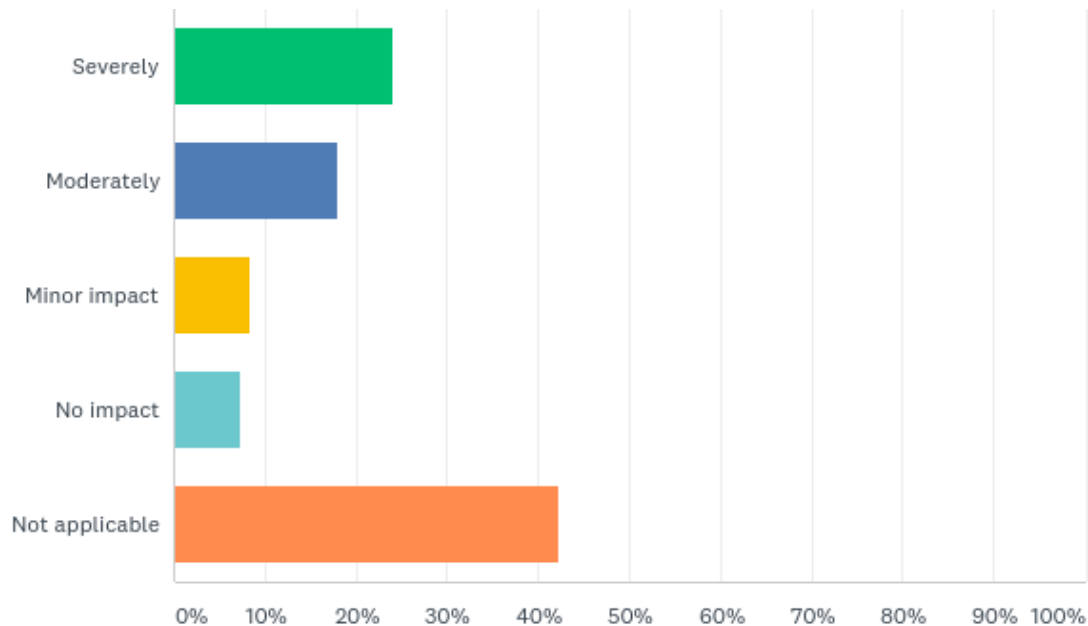
Q4: If your company handles office and retail-generated materials, how severely is that flow of inbound material being affected?

Answered: 81 Skipped: 2

ANSWER CHOICES	RESPONSES	
Severely	30.86%	25
Moderately	17.28%	14
Minor impact	8.64%	7
No impact	1.23%	1
Not applicable	41.98%	34
TOTAL		81

Q5: If your company handles residential discarded materials, how severely is that flow of inbound material being affected?

Answered: 83 Skipped: 0



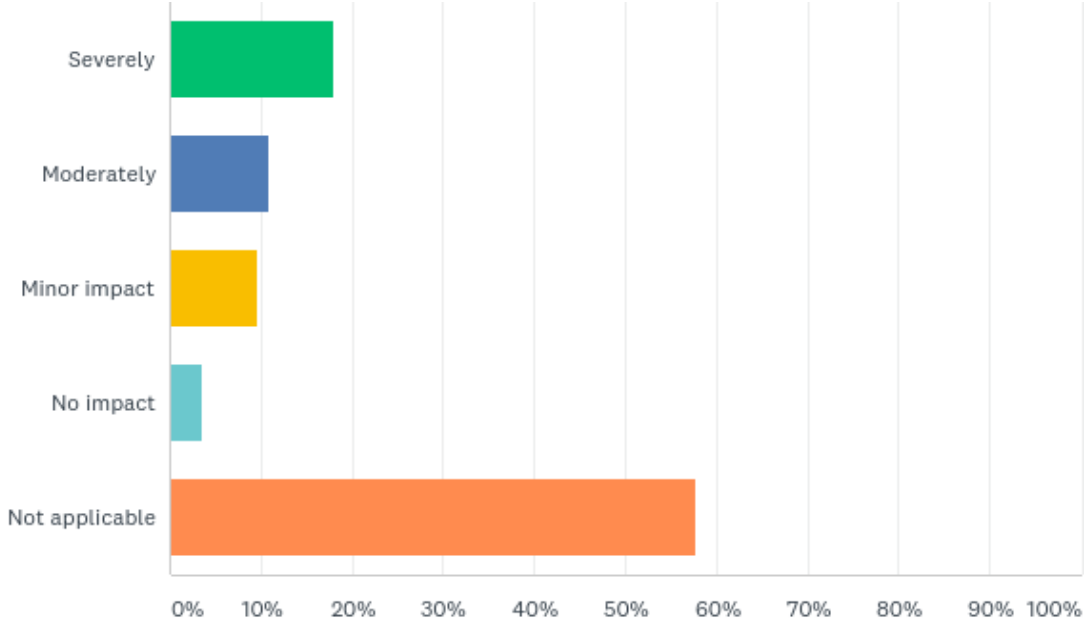
Q5: If your company handles residential discarded materials, how severely is that flow of inbound material being affected?

Answered: 83 Skipped: 0

ANSWER CHOICES	RESPONSES	
Severely	24.10%	20
Moderately	18.07%	15
Minor impact	8.43%	7
No impact	7.23%	6
Not applicable	42.17%	35
TOTAL		83

Q6: If your company handles materials generated at demolition or construction sites, how severely is that flow affected?

Answered: 83 Skipped: 0



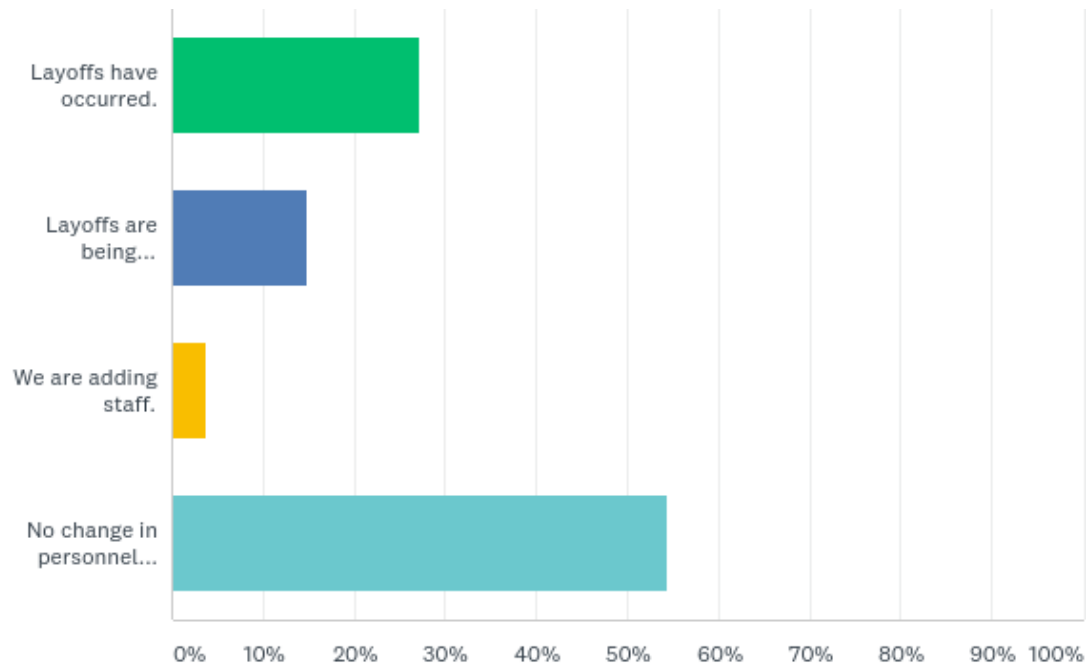
Q6: If your company handles materials generated at demolition or construction sites, how severely is that flow being affected?

Answered: 83 Skipped: 0

ANSWER CHOICES	RESPONSES	
Severely	18.07%	15
Moderately	10.84%	9
Minor impact	9.64%	8
No impact	3.61%	3
Not applicable	57.83%	48
TOTAL		83

Q7: To what extent has your company had to enact personnel changes since the mid-March?

Answered: 81 Skipped: 2



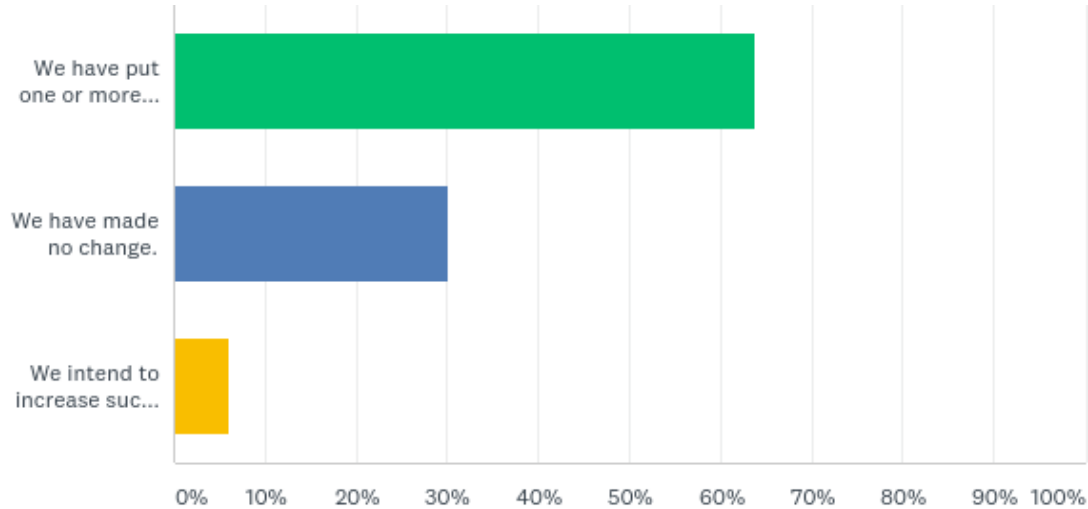
Q7: To what extent has your company had to enact personnel changes since the mid-March?

Answered: 81 Skipped: 2

ANSWER CHOICES	RESPONSES	
Layoffs have occurred.	27.16%	22
Layoffs are being considered.	14.81%	12
We are adding staff.	3.70%	3
No change in personnel levels is anticipated.	54.32%	44
TOTAL		81

Q8: To what extent has your company delayed capital expenditures since mid-March?

Answered: 83 Skipped: 0



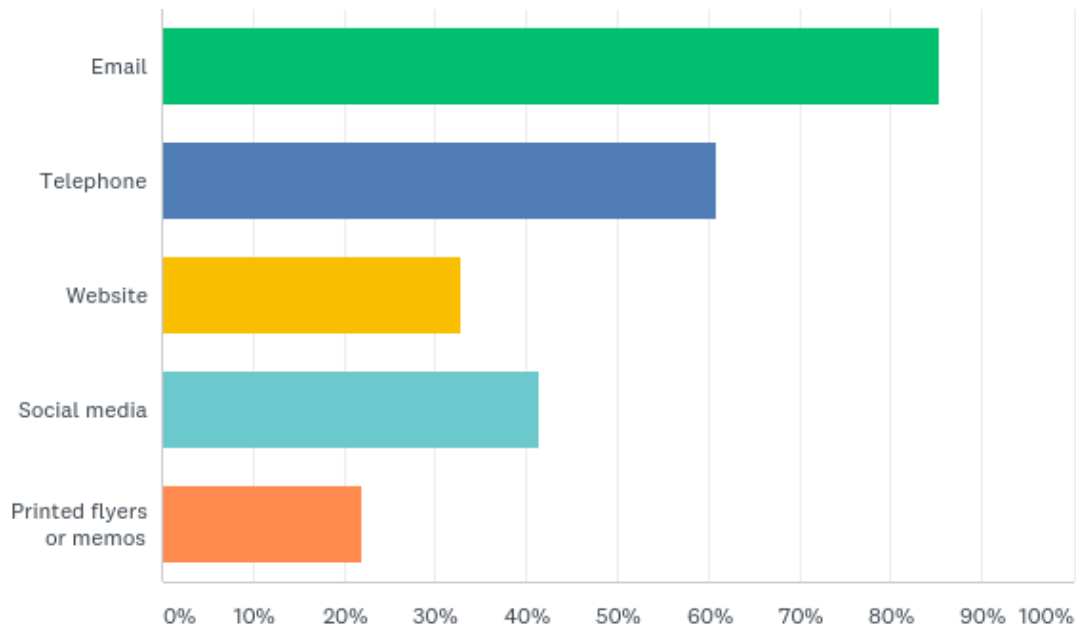
Q8: To what extent has your company delayed capital expenditures since mid-March?

Answered: 83 Skipped: 0

ANSWER CHOICES	RESPONSES	
We have put one or more purchases on hold.	63.86%	53
We have made no change.	30.12%	25
We intend to increase such investments because decreased work loads will entail fewer operational disruptions.	6.02%	5
TOTAL		83

Q9: How have you communicated operational changes and updates? [Please check all that apply.]

Answered: 82 Skipped: 1



Q9: How have you communicated operational changes and updates? [Please check all that apply.]

Answered: 82 Skipped: 1

ANSWER CHOICES	RESPONSES	
Email	85.37%	70
Telephone	60.98%	50
Website	32.93%	27
Social media	41.46%	34
Printed flyers or memos	21.95%	18
Total Respondents: 82		