

Presented by

Lawn & Landscape

Sponsored by

3PG
ADVISORS



COMMEMORATIVE POSTER

2026 THE TOP 100

For a list of the non-private equity owned top 100 companies and by service, visit: bit.ly/lawntop100

Presented by



Sponsored by



ABOUT THIS LIST

The Lawn & Landscape Top 100 list is based on 2025 revenue from landscape profit centers. Information is reported by each company listed, unless otherwise noted.

ABBREVIATIONS

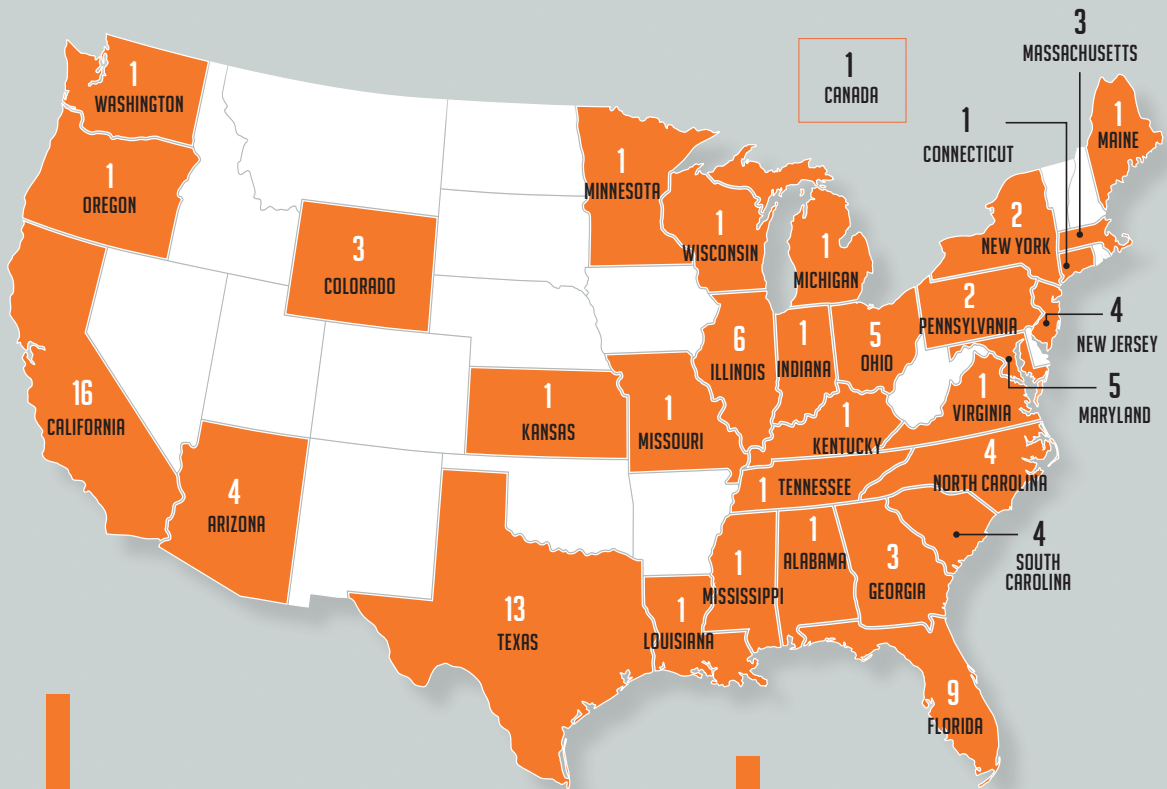
%MT: Maintenance
%CLC/F: Chemical Lawn Care/Fertilization
%LD/B/I: Landscape Design/Build/Install
%II/MT: Irrigation Installation/Maintenance
%CR: Commercial Revenue
%RR: Residential Revenue
%SN: Snow Revenue
%TC: Tree Care Revenue
N/A: No Answer/Unknown

* Indicates not on list last year
 ^ Indicates private equity backing

All percentages have been rounded to nearest tenth. Osprey Landscape Group was listed as Pacific Landscape Management last year. Structural pest control revenue was not included in this year's numbers but were last year.

2026 Rank	COMPANY	2025 Rank	REVENUE	CITY	EMPLOYEES	% change from 2024	%MT	%CLC/F	%LD/B/I	%II/MT	%SN	%TC	%CR	%RR
1	BrightView Holdings^	1	\$2,672,800,000	Blue Bell, PA	19,000	-3	63	0	30	0	8	0	100	0
2	The Davey Expert Tree Co.	2	\$1,948,000,000	Kent, OH	12,406	6	N/A	N/A	N/A	N/A	N/A	N/A	N/A	N/A
3	TruGreen^	3	\$1,560,000,000	Franklin, TN	9,435	1	N/A	N/A	N/A	N/A	N/A	N/A	15	85
4	Mariani Premier Group^	5	\$874,000,000	Lake Bluff, IL	5,844	33	33	1	52	7	3	2	13	85
5	Yellowstone Landscape^	4	\$773,764,374	Bunnell, FL	7,295	14	54	10	11	12	8	4	100	0
6	HeartLand^	6	\$643,000,000	Kansas City, MO	5,609	8	N/A	N/A	N/A	N/A	N/A	N/A	100	0
7	Bartlett Tree Experts	7	\$572,000,000	Stamford, CT	3,370	9	0	0	0	0	0	100	30	64
8	SavATree^	9	\$528,000,000	Bedford Hills, NY	3,550	10	0	0	0	0	0	0	30	70
9	Gothic Landscape	10	\$464,000,000	Valencia, CA	2,550	5	31	0	69	0	0	0	95	5
10	Ruppert Landscape^	12	\$461,000,000	Laytonsville, MD	2,900	15	61	0	39	0	0	0	100	0
11	Sperber Landscape Cos.^	11	\$430,000,000	Westlake Village, CA	3,300	11	N/A	N/A	N/A	N/A	N/A	N/A	100	0
12	Weed Man	13	\$426,775,854	Orono, Ontario	5,170	10	0	100	0	0	0	0	3	97.5
13	LandCare USA	15	\$352,135,000	San Diego, CA	4,000	10	N/A	N/A	N/A	N/A	N/A	N/A	100	0
14	Divisions Maintenance Group^	17	\$347,433,783	Cincinnati, OH	1,002	20	50	0	0	4	46	0	100	0
15	Outwox Group^	18	\$310,000,000	Westbury, NY	344	24	20	0	3	2	75	0	85	0
16	United Land Services^	16	\$290,884,937	Jacksonville, FL	2,150	3	55	3	18	10	0	5	95	5
17	Turf Masters Brands^	25	\$283,000,000	Roswell, GA	1,800	8	0	100	0	0	0	0	6	94
18	U.S. Lawns^	19	\$260,000,000	Orlando, FL	4,202	4	65	1	21	5	8	0	100	0
19	Lawn Doctor^	*	\$250,000,000	Holmdel, NJ	2,000	6	0	85	0	0	0	5	5	95
20	Visterra Landscape Group^	31	\$242,330,000	Rosemont, IL	1,518	104	61	0	12	1	24	0	100	0
21	Case FMS^	22	\$240,000,000	North Attleborough, MA	443	39	27	0	0	1	69	3	100	0
22	Park West	20	\$235,213,250	Rancho Santa Margarita, CA	1,708	3	49	0	41	0	0	10	100	0
23	Landscape Workshop^	27	\$209,218,280	Mountain Brooke, AL	1,622	49	53	2	16	4	2	0	100	0
24	Senske Family Of Cos.^	24	\$200,000,000	Coppell, TX	1,800	17	0	80	0	0	0	0	14	86
25	Schill Grounds Management^	30	\$183,000,000	Westlake, OH	1,500	10	44	0	0	0	32	0	100	0
26	Yard Nique^	23	\$176,800,000	Morrisville, NC	2,500	16	62	0	7	4	0	3	100	0
27	Down To Earth^	*	\$155,453,253	Maitland, FL	1,515	5	79	0	21	0	0	0	95	5
28	Clean Scapes^	26	\$153,083,839	Austin, TX	972	2	47	1	39	14	0	1	99	1
29	The Grounds Guys^	28	\$150,897,000	Waco, TX	N/A	12	N/A	N/A	N/A	N/A	N/A	N/A	54	46
30	Rotolo Consultants	29	\$143,000,000	Slidell, LA	1,200	7	63	0	32	5	0	0	100	0
31	LMC Landscape Partners^	33	\$141,701,000	Plano, TX	1,350	30	39	5	44	8	0	4	94	2
32	DJ's Landscape Management^	52(t)	\$131,000,000	Grand Rapids, MI	1,700	168	35	0	29	0	36	0	99	1
33	Osprey Landscape Group^	58	\$123,045,000	Carlsbad, CA	1,000	12	46	0	39	6	7	2	100	0
34	Sunrise Landscape^	32	\$112,000,000	Tampa, FL	1,200	-5	64	0	36	0	0	0	99	1
35	NaturaLawn of America	*	\$111,431,016	Frederick, MD	700	2	0	100	0	0	0	0	2	98
36	Diamond Landscaping^	46	\$111,256,000	Van Nuys, CA	745	13	35	3	53	5	2	2	0	100
37	SpringGreen	34	\$105,330,000	Plainfield, IL	N/A	4	0	73	0	2	0	2	7	93
38	Garden Design	40	\$105,000,000	Farmers Branch, TX	75	4	4	0	96	0	0	0	46	50
39	Bland Landscaping Co.^	44	\$103,400,000	Apex, NC	1,050	20	87	0	6	6	1	0	99	1
40	Massey Services	35	\$102,792,756	Orlando, FL	2,791	4	0	20	1	4	0	0	11	89
41	Elite Team Offices	38(t)	\$102,000,000	Clovis, CA	768	12	25	1	66	7	0	1	100	0
42	EMI	55	\$100,900,000	Plain City, OH	604	30	26	2	47	2	23	0	87	1
43	Mainscape	37	\$92,150,000	Fishers, IN	913	1	72	5	3	8	12	0	100	0
44	Maldonado Nursery	51	\$90,900,000	San Antonio, TX	625	14	25	0	50	25	0	0	96	4
45	Superscapes^	48	\$87,240,000	Carrollton, TX	690	15	50	0	47	0	1	2	97	3
46	Choate USA	47	\$86,749,340	Carrollton, TX	420	4	1	0	59	34	0	0	65	35
47	Ryan Lawn and Tree	49	\$86,445,254	Merriam, KS	559	5	7	36	15	12	1	25	10	90
48	Impact Landscaping & Irrigation	54	\$83,350,000	Jupiter, FL	672	6	44	2	36	18	0	0	98	2
49	Southern Shade Tree Co.	45	\$83,335,128	Fort Mill, SC	345	0	14	0	78	0	0	0	100	0
50	The Greenery	52(t)	\$80,000,000	Hilton Head Is, SC	750	0	63	0	28	6	0	0	90	7
51	Beary Landscaping	62	\$79,000,000	Lockport, IL	560	25	N/A	N/A	N/A	N/A	N/A	N/A	90	10
52	Landscape Design Concepts	68	\$74,164,000	Norwood, NJ	600	15	30	5	5	10	40	5	100	0
53	Verde Property Services^	85	\$74,000,000	San Diego, CA	703	64	63	0	24	7	0	6	100	0
54	American Landscape Cos.	57	\$72,000,000	Canoga Park, CA	255	6	22	2	35	39	0	0	70	30
55	Focal Pointe	67	\$70,449,385	Caseville, IL	575	26	50	0	30	5	15	0	91	9
56	ABM	56	\$70,000,000	Columbia, MD	1,000	7	70	10	0	1	7	1	20	0
57	Hatcher Landscape Partners^	*	\$68,313,000	Olive Branch, MS	573	110	58	15	14	8	5	0	88	12
58	SiteWorks	60	\$65,809,127	Chandler, AZ	265	0	13	0	80	2	0	0	100	0
59	Chenmark	59	\$63,000,000	Portland, ME	683	0	N/A	N/A	N/A	N/A	N/A	N/A	30	70
60	Xquisite Landscaping	65	\$62,800,000	Stoughton, MA	291	6	8	2	82	6	2	0	100	0
61	AAA Landscape	61	\$62,000,000	Phoenix, AZ	710	-4	50	3	37	3	0	7	99	1
62	Granite Hills Group^	90	\$61,500,000	Charlotte, NC	525	45	70	0	27	0	3	0	100	0
63	APHIX^	87	\$60,816,816	Frankfort, KY	600	16	50	0	36	0	15	0	100	0
64	Augusta Lawn Care	70	\$60,590,000	Ferndale, WA	840	14	85	5	5	0	0	0	2	98
65(t)	Grounds Group	*	\$60,000,000	Fort Lauderdale, FL	831	100	80	1	5	5	0	8	100	0
65(t)	Kline Bros	73	\$60,000,000	Manahawkin, NJ	253	10	0	0	100	0	0	0	20	80
67	Harvest Landscape Enterprises	69	\$59,221,142	Orange, CA	750	10	36	1	20	28	0	15	100	0
68	Heaven and Earth Landscaping	82	\$58,515,393	Indian Trail, NC	549	29	53	0	47	0	0	0	100	0
69	Caretaker Landscape and Tree Management	76	\$57,254,031	Gilbert, AZ	368	16	21	0	70	5	0.11	4	100	0
70	McHale Landscape Design^	79	\$56,526,000	Upper Marlboro, MD	400	6	49	3	47	0	0	0	0	100
71	Dupper Landscape	66	\$55,772,925	Tempe, AZ	205	-2	13	0	84	2	0	1	100	0
72	Conserva Irrigation^	78	\$53,754,369	Glen Allen, VA	350	11	0	0	0	97	0	0	14	85
73	MTScapes	75	\$53,255,204	Cumming, GA	219	13	26	1	72	0	0	0	15	85
74	Earthtones Cos.	72	\$51,999,000	Midlothian, TX	360	0	37	4	39	20	0	0	92	8
75	Valor Landscape	97	\$50,922,188	Aurora, CO	225	29	9	1	29	4	8	1	71	29
76	Perfect Cuts of Austin	71	\$50,396,752	Austin, TX	126	-7	29	1	50	21	0	0	100	0
77	Andre Landscape Service	94	\$50,175,813	Azusa, CA	466	24	77	0	10	0	0	13	98	2
78(t)	Designscapes Colorado	77	\$50,000,000	Centennial, CO	388	0	12	1	80	5	2	0	20	40
78(t)	Green Garden Group^	91	\$50,000,000	Downers Grove, IL	380	8	20	0	39	1	20	0	44	56
80	Unlimited Turf & Landscaping Mgmt.	81	\$48,300,000	Suwanee, GA	483	8	18	49	33	0	0	0	52	48
81	Landtech Contractors^	84	\$47,220,360	Aurora, CO	350	4	12	0	81	1	6	0	100	0
82	Yardmaster^	*	\$46,921,030	Blacklick, OH	550	67	N/A	N/A	N/A	N/A	N/A	N/A	85	15
83	Roebuck Landscaping^	*	\$45,219,000	Roebuck, SC	325	80	34	1	65	0	0	0	90	10
84	Southern Botanical	89	\$45,024,169	Dallas, TX	390	6	24	8	7	15	0	15	62	16
85	Gras Lawn	92	\$45,000,000	Lakewood, NJ	305	10	55	5	10	5	25	0	99	1
86	Urban Habitat	*	\$44,961,557	Palm Desert, CA	157	29	4	0	96	0	0	0	4	0
87	Schumacher Cos.	80	\$44,800,000	West Bridgewater, MA	275	-5	40	0	0	0	5	0	28	72
88	Level Green Landscaping	*	\$44,019,000	Upper Marlboro, MD	362	27	47	0	24	2	25	2	100	0
89	Cherrylake	98	\$43,982,504	Groveland, FL	494	12	21	0	53	26	0	0	100	0
90	Merchants Landscape Services	99	\$43,000,000	Santa Ana, CA	490	12	70	0	20	10	0	0	0	0
91	Dennis Seven Dees Landscaping and Garden Centers	86	\$42,009,461	Portland, OR	292	-6	33	0	37	0	0	0	35	38
92	Integrity Landscape^	*	\$41,777,000	Morgan Hill, CA	385	57	65	0	0	15	0	5	100	0
93	Frank and Grossman Landscape Contractors	88	\$41,650,000	Hayward, CA	330	-1	40	0	40	20	0	0	45	55
94	Stay Green	*	\$41,500,000	Santa Clarita, CA	450	11	68	0	13	8	0	11	100	0
95	Green Lawn Fertilizing	74	\$40,056,256	West Chester, PA	393	15	0	64	0	0	0	4	7	93
96	Prescription Landscape	*	\$38,460,000	St. Paul, MN	185	26	14	3	2	6	56	2	98	2
97	Saluda Hill Landscapes	*	\$											


THE TOP 100 BY THE NUMBERS



Top 100 companies sorted by location of headquarters



AVERAGE REVENUE:
\$202,303,802



149,737 TOTAL EMPLOYEES



AVERAGE GROWTH FROM 2024-25 IS 17%



TOTAL 2025 REVENUE:


\$20,230,380,208

for an increase of \$695,043,420 compared to 2024 revenue

Highest growth percentage for a private equity-based company:



Highest growth percentage for non-private equity backed company:



COMPARING THE NUMBERS

A LOOK BACK 10 YEARS TO THE **2016 TOP 100 LIST**

2016 RANK	COMPANY	2015 REVENUE
1	BrightView	\$2,000,000,000
2	TruGreen Cos.	\$996,000,000
3	Davey Tree	\$821,904,000
4	Scotts LawnService	\$353,000,000
5	Bartlett Tree Experts	\$226,000,000
6	LandCare (formerly TruGreen LandCare)	\$180,000,000
7	U.S. Lawns	\$168,000,000
8	Ferrandino & Son	\$150,000,000
9	Weed Man	\$143,219,156
10	Park West Companies	\$128,000,000
11	Gothic Landscape	\$124,500,000
12	Ruppert Landscape	\$123,000,000
13	Yellowstone Landscape	\$118,000,000
14	Ambius	\$106,262,200
15	Lawn Doctor	\$105,727,730
16	Merit Service Solutions	\$98,000,000
17	SavATree	\$85,850,000
18	Mainscape	\$71,158,000
19	Massey Services	\$66,065,856
20	The Groundskeeper/Greater Texas Landscapes	\$66,000,000
21	Marina Landscape*	\$64,050,000
22	The Grounds Guys	\$60,096,172
23	Clintar Landscape Management	\$59,000,000
24	Denison Landscaping	\$53,200,000
25	Garden Design	\$52,500,000
26	NaturaLawn of America	\$51,876,697
27	Acres Group	\$50,000,000
28	Spring-Green Lawn Care	\$49,444,000
29	Terracare Associates	\$47,810,000
30	Metco Landscape	\$47,748,012
31	Mariani Landscape	\$47,005,000
32	Lucas Tree Expert Co.	\$46,500,000
33	Jensen Landscape	\$45,700,000
34	The Greenery	\$45,000,000
35	ABM Landscape & Turf Services	\$42,000,000
36	Cagwin & Dorward	\$38,900,000
37	Christy Webber Landscapes	\$37,825,000
38	Choate USA	\$37,500,000
39	Girard Environmental Services	\$37,123,000
40	CleanScapes	\$37,105,301
41	Rotolo Consultants	\$36,000,000
42	Juniper Landscaping	\$35,850,000
43	Chapel Valley Landscape Company	\$35,685,000
44	Mission Landscape Cos.	\$35,072,565
45	Sebert Landscaping	\$34,447,000
46	Dixie Landscape Co.	\$32,659,000
47	Somerset Landscape Maintenance	\$31,063,000
48	Reliable Property Services	\$30,500,000
49 (†)	Bemus Landscape	\$30,000,000
49 (†)	Senske Lawn & Tree Care	\$30,000,000
51	Gachina Landscape Management	\$29,514,750

2016 RANK	COMPANY	2015 REVENUE
52	McFall and Berry Landscape Management	\$29,100,000
53	Greenscape	\$29,000,000
54	TBG Landscape	\$28,745,816
55	Landscape Workshop	\$28,500,000
56	Shearon Design	\$28,000,000
57	Landscape Concepts Management	\$27,403,000
58	Chalet Nursery, Landscape and Garden Center	\$27,300,000
59 (†)	Ryan Lawn & Tree	\$27,000,000
59 (†)	Scott Byron and Co.	\$27,000,000
61	D. Shumacher Landscaping	\$26,500,000
62	Angler Environmental	\$26,240,295
63	Maldonado Nursery & Landscaping	\$25,904,730
64	Yard-Nique	\$25,750,000
65	AAA Landscape	\$25,701,000
66	R.P. Marzilli & Co.	\$25,228,000
67	James River Grounds Management	\$25,200,116
68	The Bruce Co. of Wisconsin	\$25,064,044
69	Teufel Nursery	\$25,000,000
70	Beary Landscaping Inc.	\$24,175,000
71	LMI Landscapes	\$24,155,000
72	Caretaker Landscape and Tree Management	\$24,143,242
73	Southern Botanical	\$23,768,456
74	Gibbs Landscape Co.	\$23,200,000
75	Benchmark Landscapes	\$23,000,000
76	Naturescape	\$22,716,201
77	Russell Landscape Group	\$22,500,000
78	Swingle Lawn, Tree and Landscape Care	\$22,491,970
79	Environmental Management	\$22,400,000
80	Merchants Landscape Services	\$22,000,000
81	Benchmark Landscape	\$21,991,866
82	DLC Resources	\$21,100,000
83 (†)	McHale Landscape Design	\$21,000,000
83 (†)	Kline Bros. Landscaping	\$21,000,000
85	Heads Up Landscape Contractors	\$20,674,000
86	NutriLawn	\$20,303,113
87	David J. Frank Landscape Contracting	\$20,200,000
88	High Tech Landscapes	\$20,050,682
89	SiteWorks	\$20,050,000
90 (†)	Complete Landscaping	\$20,000,000
90 (†)	Berghoff Design Group	\$20,000,000
92	Stay Green	\$19,619,649
93	Wheat's Landscape	\$19,323,939
94	Integrated Landscape Management	\$19,078,408
95	Greenscapes	\$18,500,000
96	HighGrove Partners	\$18,400,000
97	Frank and Grossman Landscape Contractors	\$18,213,335
98	Sposato Landscape Co.	\$18,100,000
99	Clarence Davids & Co.	\$18,000,000
100	Meadows Farms	\$17,800,000

This Lawn & Landscape Top 100 list was based on 2015 revenue from landscape profit centers. Information was reported by each company listed.